



Delivered VAV Systems



McQuay Delivered VAV Systems

VAV made simple, efficient and easy to install

Variable Air Volume (VAV) systems have always been the gold standard of comfort and efficiency. Now McQuay offers a complete VAV system that it is as simple and easy to install as it is comfortable and efficient. The McQuay Delivered VAV System can make everyone's job a little easier.



Building Occupants - Consistent comfort

- Comfort stays consistent as building load changes during the day due to occupancy variations or outdoor conditions.
- Occupants who occasionally need extended schedules can simply use the timed override feature or temperature setpoint adjustment buttons.
- Optimal start ensures buildings are comfortable when occupants arrive.



Building Owners - Lower operating costs

- VAV systems are more efficient than constant volume systems. They deliver only the precise amount of conditioned air that a particular space needs to stay comfortable.
- Your building stays comfortable while your electrical energy costs stay low.
- Night setback control saves energy by cycling fan only when needed to maintain unoccupied setpoints.

System Designers – Time saving design features

- Building Information Modeling (BIM) Revit® files for McQuay equipment make the Delivered VAV system easy to incorporate in architectural plans.
- System design can be uploaded to generate equipment orders.





Installers - Installation as easy as plug and play!

With the McQuay delivered VAV system, field start-up of an entire small building* can typically be completed in hours compared to days.

Why it's so easy

- Configuration files are created for your system and preloaded into the system controller
- Application data is loaded and tested at the factory for the VAV box and air handling unit controllers
- After the system is installed, the Delivered VAV System components automatically communicate with each other thanks to the data preloaded at the factory
- Commissioning process is automated thanks to the start-up wizard and easy-to-use touch screen controller

Maintenance Teams - Reliable control

- System can be accessed from any computer with the web-based interface, without additional hardware.
- A technician in a remote location can check status, respond to alarms and determine if an on-site service call is required – all through the web interface.

* VAV system consisting of two 50-ton rooftops and 20 to 40 VAV boxes





McQuay Delivered VAV System




System Controller


- Touch Screen Panel
- Browser-Based Interface

BACnet® MS/TP Network

VAV Boxes



Maverick™ II Rooftop



Connect up to 100 Total Devices in a System

Digital Thermostats



Modern design complements any décor and allows Timed Override by building occupants.

Boiler



Interlock ancillary equipment schedules to the system in the field.

Exhaust Fan





Easy to Use

The web-based interface simplifies scheduling and monitoring. The startup wizard provides step-by-step instructions automating the commissioning process. The System Controller compares the installed equipment to the original order, allowing you to take care of exceptions and help ensure proper installation of all system components.

Powerful Applications

The McQuay Delivered VAV system includes control and monitoring applications. These programs help make your building system as comfortable and efficient as possible.

- **Scheduling** – use default occupancy schedule or enter custom seven-day schedules and holidays.
- **System Summary** – spreadsheet-style information pages detail each setpoint, mode of operation and status for all equipment.
- **Remote Monitoring** – connect to local network to view current status from any computer.
- **Alarm Management** – receive notification when an alarm occurs via email or text message to a cell phone.
- **Data Logs** – continuous logging of data points to analyze potential problems.



Easy System Layout

VAV box models are available in the Daikin and McQuay library of Building Information Modeling (BIM) Revit® content for HVAC products. We help you shorten system design time since Revit files are easy to incorporate into architectural plans and the design can be uploaded to generate the equipment order.



Home Screen



System Summary



Scheduling



Startup Wizard



McQuay Delivered VAV Systems

STEP 1

Choose a McQuay Air Handling Unit with MicroTech® III Controls



Maverick™ II Commercial Rooftop
15 to 75 tons



RoofPak™ Applied Rooftop
15 to 140 tons



Vertical Self Contained System
15 to 125 tons

STEP 2

Choose a McQuay VAV Box with BACnet Actuator



VAV Box Type

- Single Duct Boxes
- Series Fan Powered
- Parallel Fan Powered

For more information about the McQuay Delivered VAV System, contact your McQuay representative. To find a McQuay representative near you, visit www.mcquay.com.

McQuay[®]
International
a member of **DAIKIN** group



Mixed Sources
Product group from well-managed
forests, controlled sources and
recycled wood or fiber
www.fsc.org Cert no. BV-COC-080513
© 1996 Forest Stewardship Council



The following are tradenames or registered trademarks of their respective companies: BACnet from ASHRAE; Maverick, MicroTech and RoofPak from McQuay International; Revit from Autodesk.

©2010 McQuay International
A/SP 31-317 (09/10)

800.432.1342
www.mcquay.com



Installers - Installation as easy as plug and play!

With the McQuay delivered VAV system, field start-up of an entire small building* can typically be completed in hours compared to days.

Why it's so easy

- Configuration files are created for your system and preloaded into the system controller
- Application data is loaded and tested at the factory for the VAV box and air handling unit controllers
- After the system is installed, the Delivered VAV System components automatically communicate with each other thanks to the data preloaded at the factory
- Commissioning process is automated thanks to the start-up wizard and easy-to-use touch screen controller



Maintenance Teams - Reliable control

- System can be accessed from any computer with the web-based interface, without additional hardware.
- A technician in a remote location can check status, respond to alarms and determine if an on-site service call is required – all through the web interface.

*VAV system consisting of two 50-ton rooftops and 20 to 40 VAV boxes



McQuay Delivered VAV Systems

STEP 1 Choose a McQuay Air Handling Unit with MicroTech[®] III Controls



STEP 2 Choose a McQuay VAV Box with BACnet Actuator



For more information about the McQuay Delivered VAV System, contact your McQuay representative. To find a McQuay representative near you, visit www.mcquay.com.





McQuay Delivered VAV Systems

VAV made simple, efficient and easy to install

Variable Air Volume (VAV) systems have always been the gold standard of comfort and efficiency. Now McQuay offers a complete VAV system that it is as simple and easy to install as it is comfortable and efficient. The McQuay Delivered VAV System can make everyone's job a little easier.



Building Occupants - Consistent comfort

- Comfort stays consistent as building load changes during the day due to occupancy variations or outdoor conditions.
- Occupants who occasionally need extended schedules can simply use the timed override feature or temperature setpoint adjustment buttons.
- Optimal start ensures buildings are comfortable when occupants arrive.

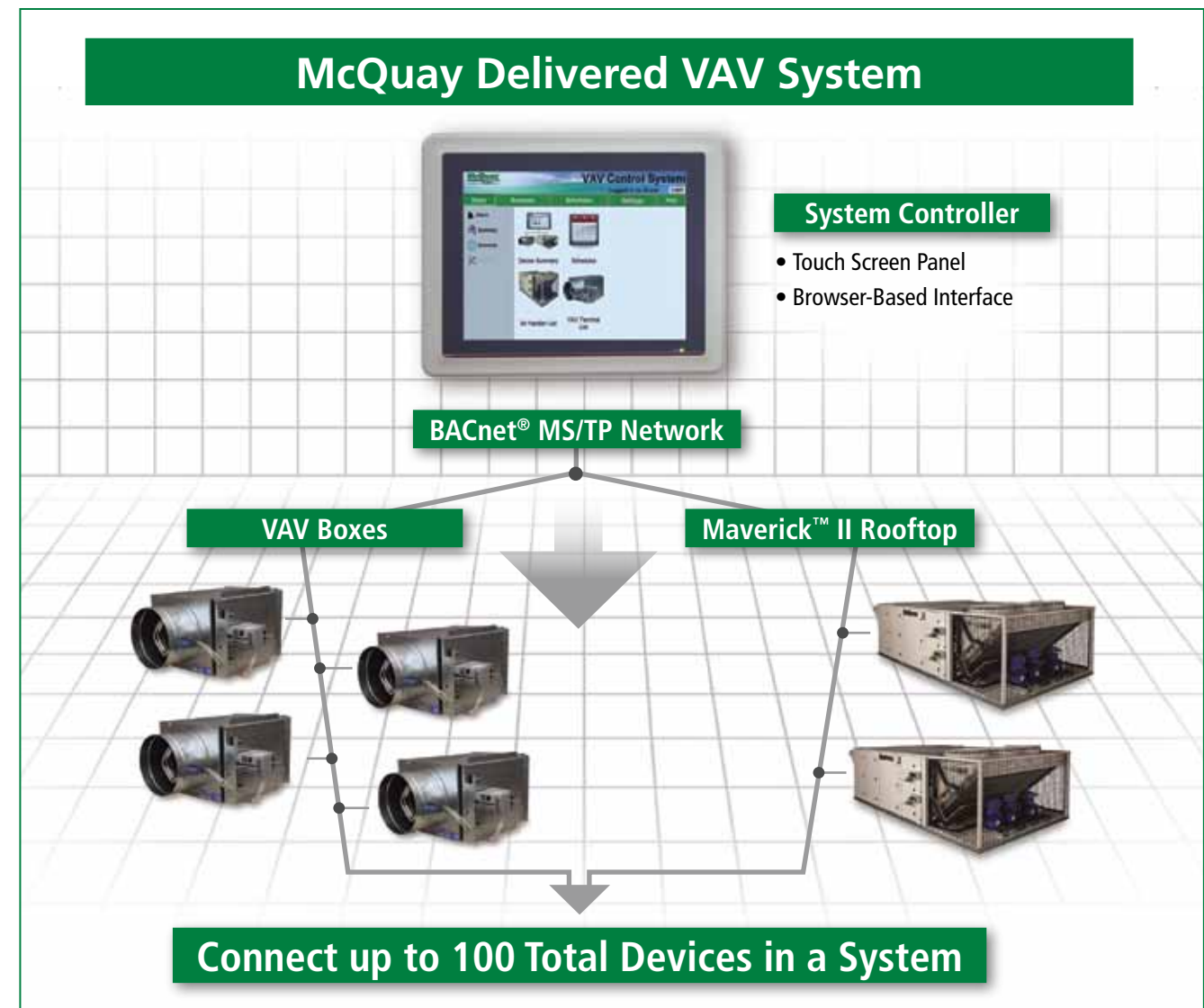


Building Owners - Lower operating costs

- VAV systems are more efficient than constant volume systems. They deliver only the precise amount of conditioned air that a particular space needs to stay comfortable.
- Your building stays comfortable while your electrical energy costs stay low.
- Night setback control saves energy by cycling fan only when needed to maintain unoccupied setpoints.

System Designers – Time saving design features

- Building Information Modeling (BIM) Revit® files for McQuay equipment make the Delivered VAV system easy to incorporate in architectural plans.
- System design can be uploaded to generate equipment orders.






Digital Thermostats

Modern design complements any décor and allows Timed Override by building occupants.



Boiler

Interlock ancillary equipment schedules to the system in the field.



Exhaust Fan


Easy to Use

The web-based interface simplifies scheduling and monitoring. The startup wizard provides step-by-step instructions automating the commissioning process. The System Controller compares the installed equipment to the original order, allowing you to take care of exceptions and help ensure proper installation of all system components.

Powerful Applications

The McQuay Delivered VAV system includes control and monitoring applications. These programs help make your building system as comfortable and efficient as possible.

- **Scheduling** – use default occupancy schedule or enter custom seven-day schedules and holidays.
- **System Summary** – spreadsheet-style information pages detail each setpoint, mode of operation and status for all equipment.
- **Remote Monitoring** – connect to local network to view current status from any computer.
- **Alarm Management** – receive notification when an alarm occurs via email or text message to a cell phone.
- **Data Logs** – continuous logging of data points to analyze potential problems.



Easy System Layout

VAV box models are available in the Daikin and McQuay library of Building Information Modeling (BIM) Revit® content for HVAC products. We help you shorten system design time since Revit files are easy to incorporate into architectural plans and the design can be uploaded to generate the equipment order.



Home Screen



System Summary



Scheduling



Startup Wizard